



# **ICT Support System**

## ***Foundation Phase***

# What we Cover and why

Edu Growth gives a support solution that allows the early stage of childhood development to happen correctly and effectively. We offer support solutions to the school, teacher, parent and child.



Grade RR  
&  
Grade R

Grade 1  
Grade 2  
Grade 3

# Grade RR and R

The Early Development and start of Foundation Phase stage within a child education is the starting block and the guide into preschool. This phase needs to be taught and understood correctly for a child to succeed with pre school.

We offer a wide range of supporting tools allowing a school, teacher or parent to learn a child correctly and effectively in line with the requirements needed for a child to succeed in pre school.

This solution gives daily lessons and ideas on how to present the lesson to a child, based on the curriculum. For example Pencil Grip.

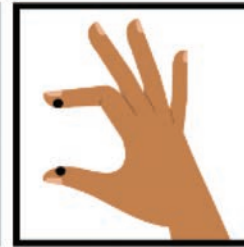
## Pencil Grip



Pretend that your pencil is Sally, the blind snake:



Draw two dots on the pencil to represent Sally's eyes.




Draw dots on your index finger and thumb. These are Sally's glasses.

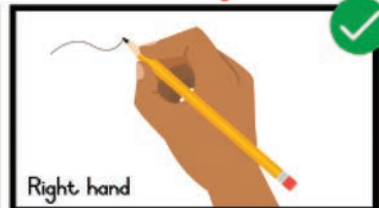


Use your fingers to place Sally's glasses over her eyes. Make sure the dots on your fingers match the dots on the pencil.

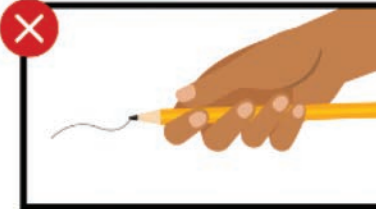
Correct and Incorrect way to hold your pencil



Left hand



Right hand



# Key Features

Web based Solution

Video Guide on Lesson

Multiple Language Options

Activity Sheets for Child

Important Notes and Tips

Fun interactive ways to teach

Assessment Advice

Access to Support and content to use




# Examples

## The Letter Aa



Trace and write the uppercase letter A.



Trace and write the lowercase letter a.



Circle the pictures with names that starts with an a.



ant



zebra



apple



acorn



ball

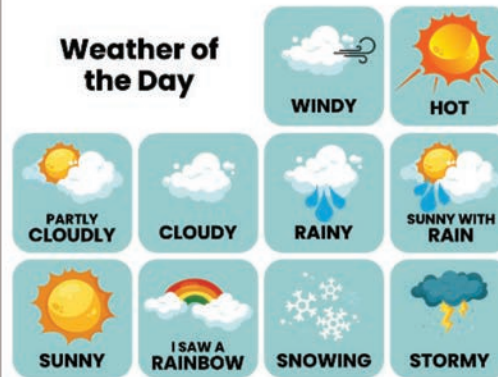


angel

### Days of the Week

Monday	Friday
Tuesday	Saturday
Wednesday	Sunday
Thursday	

### Weather of the Day



### Weather Chart

Today is





# Examples

## Instructions

- Complete the picture of your face.
- Paste 2 eyes on the correct place.
- Paste 1 nose and 1 mouth on the correct place.
- Paste 2 ears on the correct places.
- Talk about the sizes of different parts, for example the size of the head versus the of the nose.
- Talk about the colour of eyes and hair.
- Talk about the different purposes of the body parts.
- Use wool to cut and paste the hair.

Teacher has the option to write in the student's answers in the blocks provided.

## Alternative Activity (no scissors or paper)

- Draw your face in the sand with a stick.
- Draw 2 eyes.
- Draw 1 nose and 1 mouth.
- Draw 2 ears.
- Talk about the colour of your eyes and hair.

Find materials such as sticks or grass to use as the hair.



# Grade 1 to 3

For the Foundation Phase we start with including more interactive online support lessons and content where a teacher or parent can do activities with a child.

We then also do assessment within the online lessons to pick up any additional attention that may be required within a subject.

Giving support and attention where needed on a live time basis and allowing teachers and parents to understand what a child is busy learning.

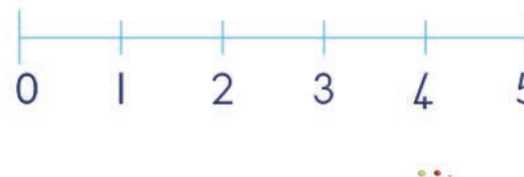
## Let's Count From 1 to 5:

We can use our fingers to help us count from 1 to 5.



## We Can Also Make Use of Number Lines to Help Us Count and Identify Numbers:

Remember to always point to the numbers as you count. This will help us to remember how the numbers look.



## Grade 1 MATHEMATICS

### Lesson 1: Numbers 1 to 5



#### Today we will learn the following:

- Count from 1 to 5.
- Identify, recognise, read and write numbers from 1 to 5.



# Key Features

Web based Solution

Video Lesson

Multiple Language Options

Lesson Summary

Fun interactive Lessons to do with child online

Online Assessments

Parent Management Portal


Access to Support and content to use





# Examples

Let's Count From 1 to 5



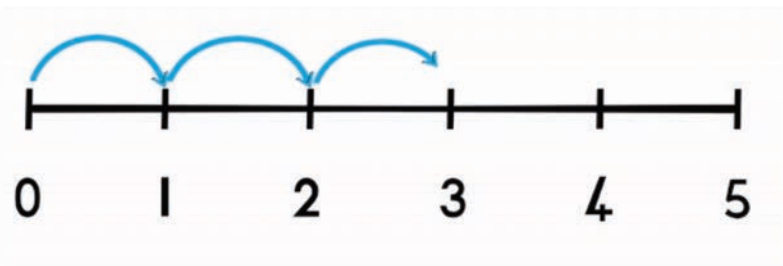
Look at the following picture, count the objects and choose the correct number name:




- ☒ two
- ☐ three
- ☐ four

SUBMIT

# Examples



five



Question

01/08

Choose the correct number name for the following number: 5

☐ three

☐ four

☒ five



Correct

Awesome!

NEXT

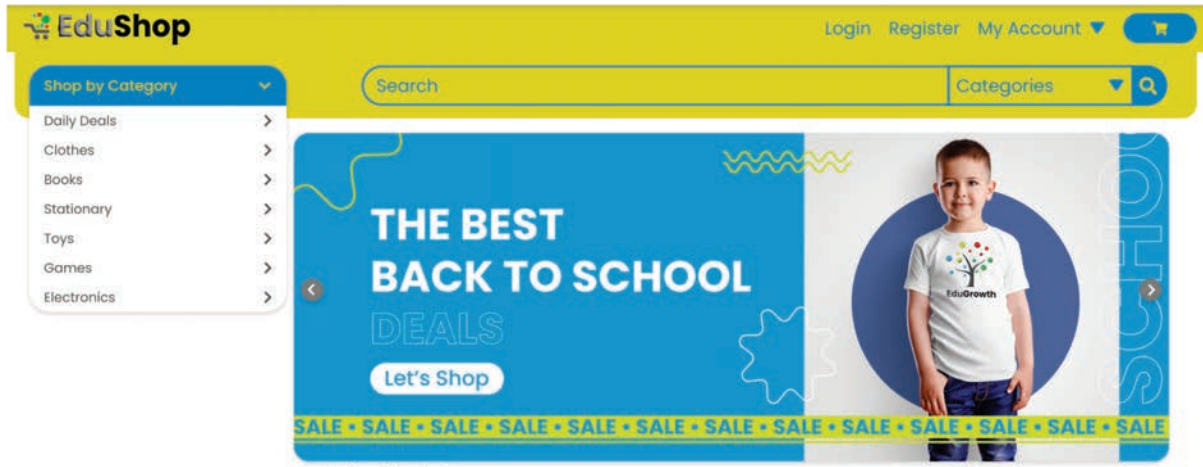


# Our Market

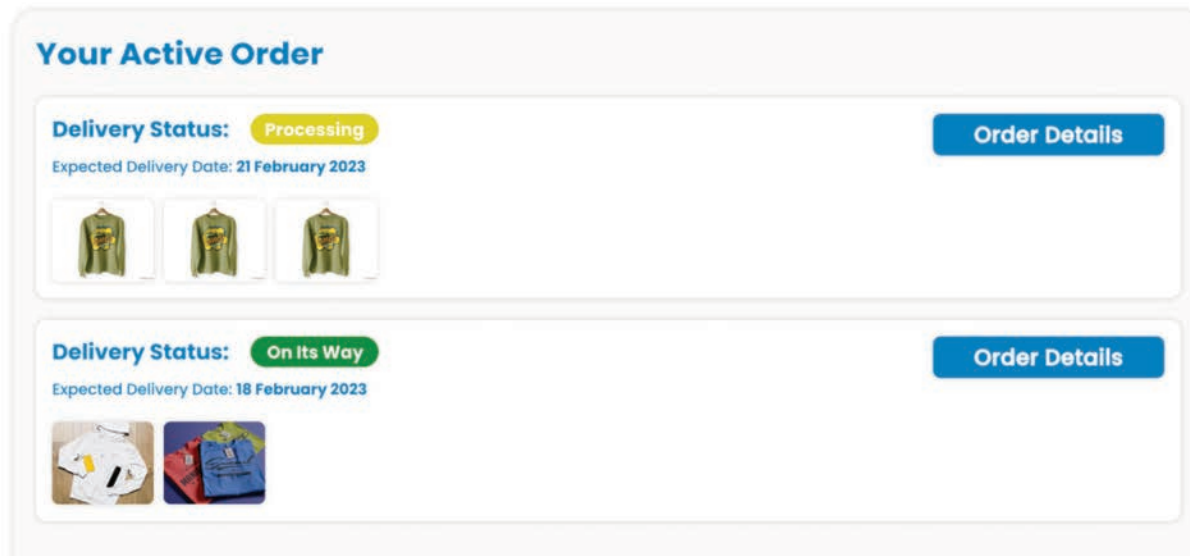
**We want to bring equal education to all and to do that we look at the following:**

- Rural Areas
- Disadvantaged children, parents and teachers
- Low-income households
- Day care centers
- Schools
- Households where both parents have full time jobs

# Additional Support



As additional Support we have created EduShop where Schools, teachers and parents can buy the required items to help with teaching children in a fun and effective way. Allowing access to educational items to all.



# Pricing Options

**Subscription includes access to all subjects' content within the grade of the subscriber for only:**

**TBA**

**I Can 4IR and Partners will MATCH the allocated funds from Sibanye Stillwater in all the targeted areas**

- Electronic access to all your subjects per grade
- Access to lessons 24/7
- Video lessons
- PDF summaries
- Assessment after each lesson
- Exemplar papers
- Parent dashboards
- Access to online classes

